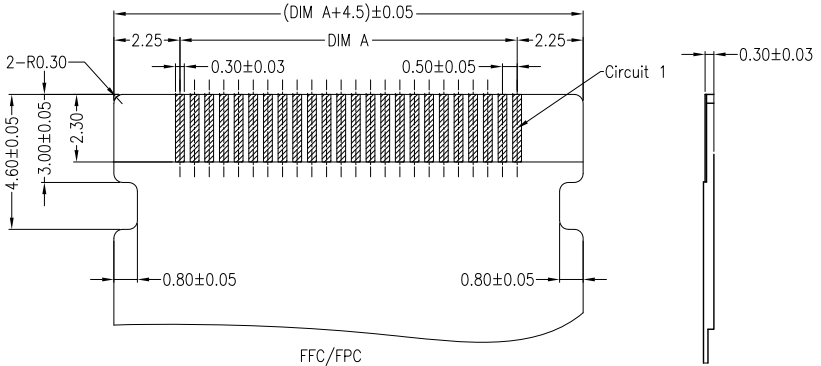
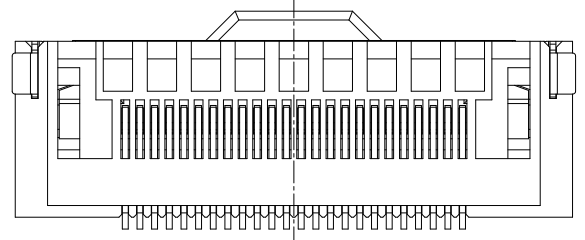
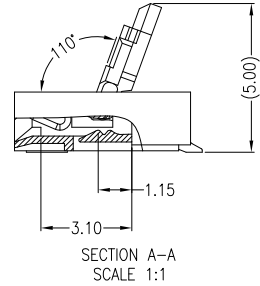
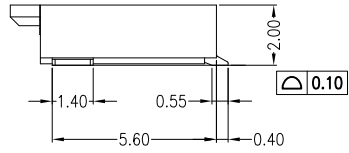
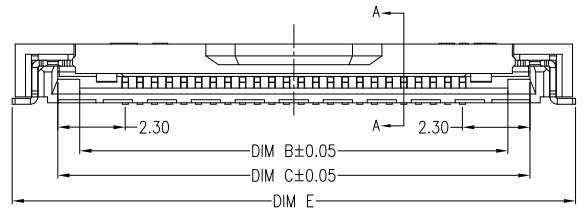
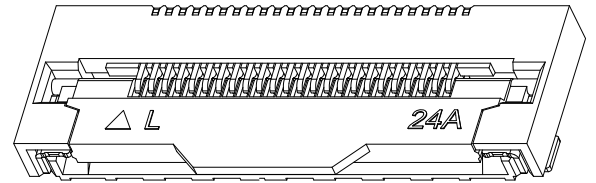
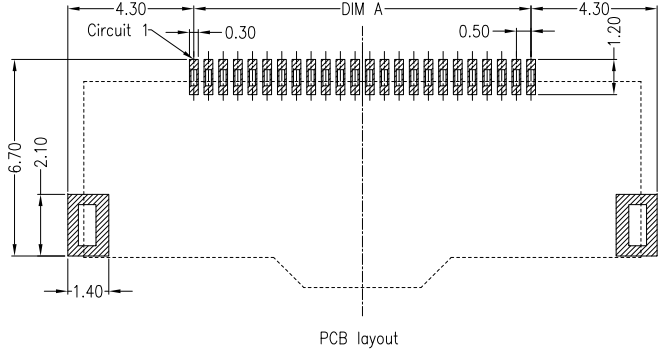
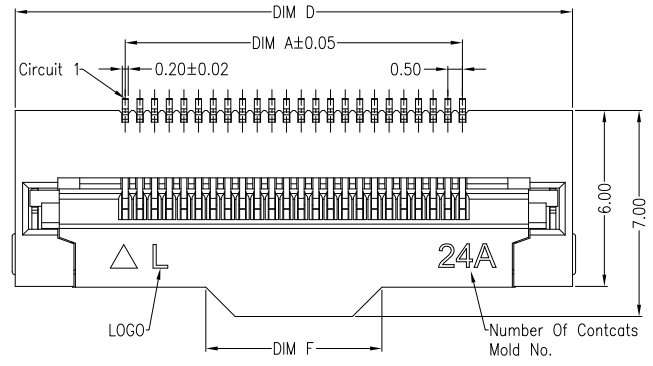


REV	DESCRIPTION	DESIGN	DATE
A	NEW RELEASE	S.H.Huang	2023.3.6
B	UPDATE DRAWING	S.H.Huang	2024.5.8



CKT	DIM A	DIM B	DIM C	DIM D	DIM E	DIM F
4	1.50	4.60	6.10	9.00	9.20	
6	2.50	5.60	7.10	10.00	10.20	2.50
8	3.50	6.60	8.10	11.00	11.20	
10	4.50	7.60	9.10	12.00	12.20	
12	5.50	8.60	10.10	13.00	13.20	
14	6.50	9.60	11.10	14.00	14.20	4.00
16	7.50	10.60	12.10	15.00	15.20	
18	8.50	11.60	13.10	16.00	16.20	
20	9.50	12.60	14.10	17.00	17.20	
22	10.50	13.60	15.10	18.00	18.20	
24	11.50	14.60	16.10	19.00	19.20	6.00
26	12.50	15.60	17.10	20.00	20.20	
28	13.50	16.60	18.10	21.00	21.20	
30	14.50	17.60	19.10	22.00	22.20	
32	15.50	18.60	20.10	23.00	23.20	
34	16.50	19.60	21.10	24.00	24.20	8.00
36	17.50	20.60	22.10	25.00	25.20	
38	18.50	21.60	23.10	26.00	26.20	
40	19.50	22.60	24.10	27.00	27.20	
41	20.00	23.10	24.60	27.50	27.70	10.00
50	24.50	27.60	29.10	32.00	32.20	
51	25.00	28.10	29.60	32.50	32.70	12.80
60	29.50	32.60	34.10	37.00	37.20	

Specifications:
 Contact resistance: ≤30mΩ
 Insulation resistance: ≥500MΩ
 Rated voltage: 50V AC/DC
 Rated current: 0.5A AC/DC
 Withstand Voltage: 250V AC/minute
 Temperature Range: -25°C ~ +85°C

ORDER INFORMATION:
 F05012AWR-51-F4M*1-R
 PART No. _____
 No. OF CIRCUITS: 4~60
 PLASTIC MATERIAL: F4M=LCP(natural)
 PACKAGING: R=REEL
 Metal code: 1=Phosphor Bronze
 PLATING: F=Matte Tin On Solder And Gold Flash On Contact

JKUN 温州健坤接插件有限公司
 WENZHOU JKUN CONNECTOR CO.,LTD.

GENERAL	TOLERANCE	USE:	CUSTOMER
X.X	±0.15	APPD:	Z.G.Zhu
X.XX	±0.10	CHKD:	X.F.Yan
X.XXX	±0.05	DR:	S.H.Huang
UNITS: mm			

TITLE:
 FPC Pitch0.5 H2.0 Front-Flip Conn. SMT Type

PART NO.:
 F05012AWR-**-F4MF1-R

DWG NO.:
 JKUN-GCKH-0913

SCALE: 5 : 1
SHEET: 1 / 1